













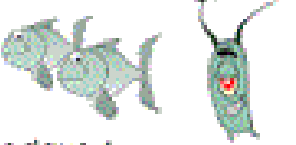









CSS Specificity

di Paolo Franzese

CSS Specificity

with Plankton, Fish and Sharks

 universal selector 0-0-0	 1 element 0-0-1	 2 elements 0-0-2	 14 elements 0-0-14
 1 class 0-1-0	 1 universal selector 1 class 0-1-0	 1 universal selector 1 attribute selector 0-1-0	 1 pseudo-class 0-1-0
 1 element 1 class 0-1-1	 1 element 1 attribute 0-1-1	 2 elements 1 pseudo-class 0-1-2	 2 elements 1 attribute 0-1-2
 1 element 1 class 1 pseudo-class 0-2-1	 1 element 1 class 1 attribute 0-2-1	 10 class/attribute/ pseudo-classes 0-10-0	 1 ID Selector 1-0-0
 2 types 2 class/attribute 1 ID Selector 1-2-2	 2 ID selectors 1 type selector 2-0-1	 inline style 2-0-0-0	 !important 1-0-0-0-0

X-0-0: The number of ID selectors
 0-Y-0: The number of class selectors, attributes selectors, and pseudo-classes
 0-0-Z: The number of type selectors and pseudo-elements
 *, +, >, ~: The universal selector has no value and combinators do not increase specificity
 !not(x): The negation selector has no value, but the argument passed increases specificity

Stacie Weyl * @stacielaw * www.stawebdesign.com * 2012



Da un articolo scritto da Paolo Franzese il 7 Ottobre 2013
